

English-speaking Seniors RTS de l'Estrie - CHUS

An overview of English-speaking seniors in the RTS de l'Estrie – CHUS health territory established in 2015 as part of the reorganization of health and social services in Quebec.

Townshippers' Association





About this Document

This document provides an overview of English-speaking seniors in the RTS Estrie – CHUS health territory. This territory was established in 2015 as part of the reorganization of health and social services in Quebec and is comprised of the former RSS de l'Estrie combined with the former CLSC territories of Granby-Shefford-Bromont and Cowansville-Farnham-Bedford.

This report presents a series of inter-regional tables and graphs with data presented for English-speaking and French-speaking seniors to provide a regional context.

Townshippers' Association and CHSSN Knowledge Mobilization

This analysis has been developed through the Knowledge Mobilization initiative of the Community Health and Social Services Network (CHSSN) funded by Health Canada.

Townshippers' Association is a non-profit, non-partisan community organization focused on promoting and supporting the interests of the English-speaking minority community in the Eastern Townships region of Quebec. Townshippers' is a local partner in CHSSN's Networking and Partnership Initiative (NPI). For more information see <http://chssn.org/chssn-programs-and-projects/networking-and-partnership-initiative/>

Data Source and Methodology

The language concept used in this report is First Official Language Spoken. The data source is the 2011 National Household Survey (Statistics Canada).

Data is not shown for smaller population counts. The symbol “-” is used when data has been suppressed. It does not signify 0, but rather a low population count for a given characteristic.

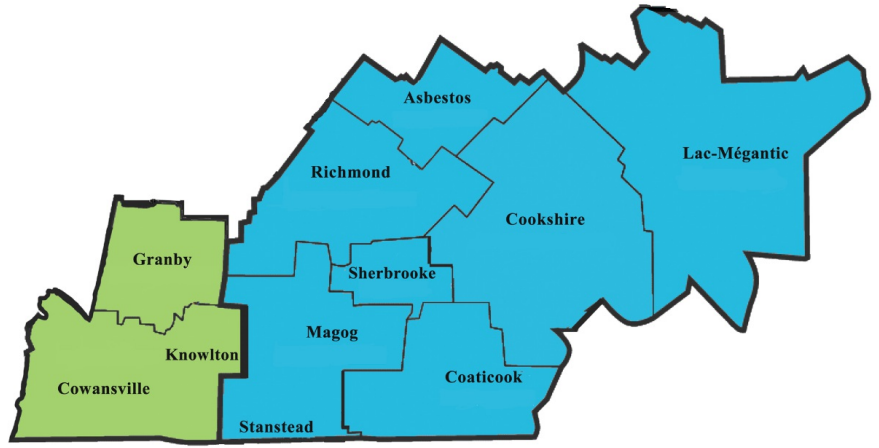
Explanations of the various NHS concepts used in this report are found in the Appendix at the end of the report. More detailed information on NHS and census concepts can be found in the Statistics dictionary at <https://www12.statcan.gc.ca/nhs-enm/2011/ref/dict/index-eng.cfm>.





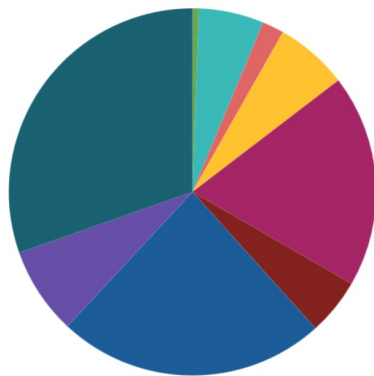
A New Territory

The RTS de l'Estrie-CHUS health territory was established in 2015 as part of the reorganization of the health and social services system in Quebec; it is comprised of the former RSS de l'Estrie combined with the former CLSC territories of Granby-Shefford-Bromont and Cowansville-Farnham-Bedford



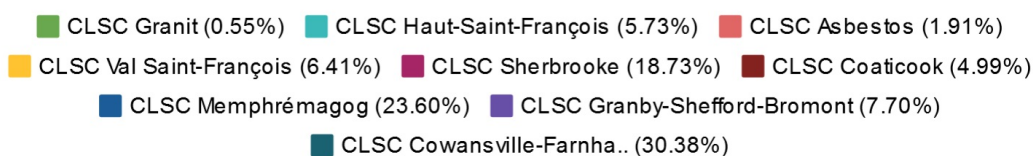
Population

Size of the English-speaking Senior (65+) population: CLSC Territories within the RTS de l'Estrie-CHUS, 2011



More precisely


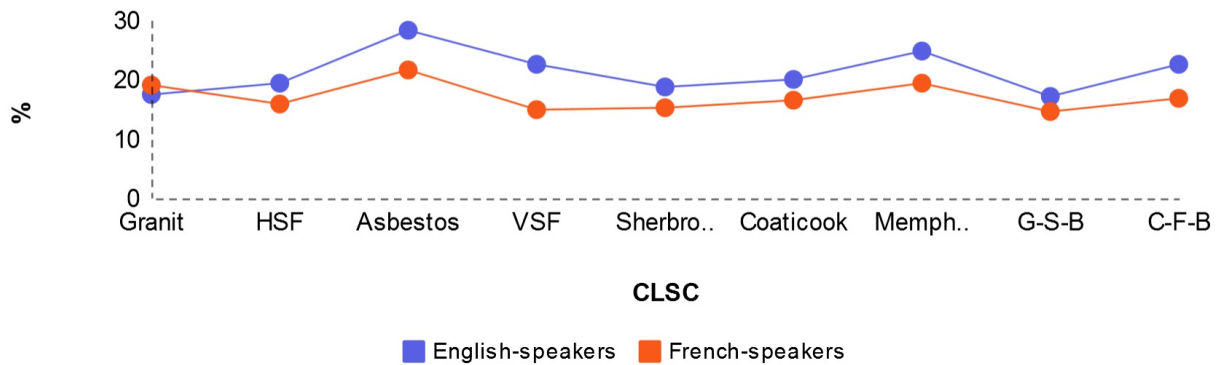
1. CLSC Granit 45
2. CLSC Haut-Saint-François 465
3. CLSC Asbestos 155
4. CLSC Val Saint-François 520
5. CLSC Sherbrooke 1520
6. CLSC Coaticook 405
7. CLSC Memphrémagog 1915
8. CLSC Granby-Shefford-Bromont 625
9. CLSC Cowansville-Farnham-Bedford 2465



8,115 individuals aged 65 years+ made up 22.6% of the English-speaking population living in the RTS de l'Estrie-CHUS health region in 2011. This is much higher than the proportion reported for the French-speaking population (16.1%).

Language Groups by the Numbers

Proportion of Seniors (65+) by Language Group: CLSC Territories within the RTS de l'Estrie-CHUS, 2011



The proportion of English-speaking seniors in CLSC Asbestos is higher than those for the RTS de l'Estrie-CHUS and Quebec, for both language groups.



English-speaking seniors make up a higher proportion of the population than French-speaking seniors across the region with the exception of CLSC Granit.



The lowest proportion of English-speaking seniors living in the RTS de l'Estrie-CHUS is found in CLSC Granby-Shefford-Bromont.


Spotlight on Age Structure




For CLSC Memphrémagog and CLSC Asbestos, English-speaking seniors (65+) represent a higher percentage of the population than English-speakers aged 0-14 and 15-24 combined.



Age Structure, English-speaking Population CLSC Territories in the RTS de l'Estrie-CHUS, 2011						
Geography	Total	0 - 14 years	15 - 24 years	25 - 44 years	45 - 64 years	65 years and over
CLSC Granit	260	30	20	80	90	45
CLSC Haut-Saint-François	2,400	365	290	465	825	465
CLSC Asbestos	550	65	50	105	170	155
CLSC Val Saint-François	2,305	315	300	470	700	520
CLSC Sherbrooke	8,135	1,000	1,330	2,165	2,125	1,520
CLSC Coaticook	2,030	345	205	415	655	405
CLSC Memphrémagog	7,750	1,110	770	1,455	2,500	1,915
CLSC Granby-Shefford-Bromont	3,660	430	465	885	1,255	625
CLSC Cowansville-Farnham-Bedford	10,920	1,480	1,245	2,130	3,595	2,465
RTS de l'Estrie-CHUS	38,015	5,150	4,670	8,170	11,915	8,100
Quebec	1,058,250	160,460	145,555	318,780	290,585	142,870



There are 5.2% more English-speakers aged 65 years+ than French-speakers in the RTS de l'Estrie-CHUS region while provincially, Quebec's language communities share similar ratios of seniors.

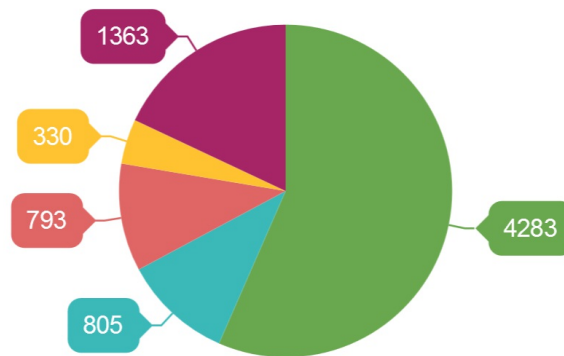


Age Structure, French-speaking Population CLSC Territories in the RTS de l'Estrie-CHUS, 2011						
Geography	Total	0 - 14 years	15 - 24 years	25 - 44 years	45 - 64 years	65 years and over
CLSC Granit	21,810	3,505	2,270	4,548	7,373	4,120
CLSC Haut-Saint-François	19,378	3,305	2,140	4,470	6,425	3,050
CLSC Asbestos	13,943	2,210	1,323	2,828	4,570	3,015
CLSC Val Saint-François	27,118	4,705	3,023	6,388	8,970	4,028
CLSC Sherbrooke	143,543	22,943	20,885	37,153	40,593	21,975
CLSC Coaticook	16,633	3,078	2,183	3,655	4,998	2,728
CLSC Memphrémagog	40,235	5,798	3,980	8,378	14,353	7,738
CLSC Granby-Shefford-Bromont	90,103	15,423	10,903	21,868	28,728	13,178
CLSC Cowansville-Farnham-Bedford	39,875	6,455	4,528	8,708	13,518	6,673
RTS de l'Estrie-CHUS	412,632	67,414	51,227	97,981	129,533	66,483
Quebec	6,684,123	1,071,025	831,770	1,707,560	2,046,030	1,027,750



Educational Attainment


Educational Attainment Among English-speaking Seniors (65+): CLSC Territories within the RTS de l'Estrie-CHUS, 2011



- High School diploma or less (56.55%)
- Apprenticeship or trades (10.63%)
- College, CEGEP or other (10.47%)
- Some university, no degree (4.36%)
- University, Bachelor or above (18%)



The RTS de l'Estrie-CHUS has 4,283 seniors with a high school diploma or less in 2011, comprising 56.5% of the English-speaking 65+ population. This is lower than the proportion reported for the French-speaking population (63.8%).

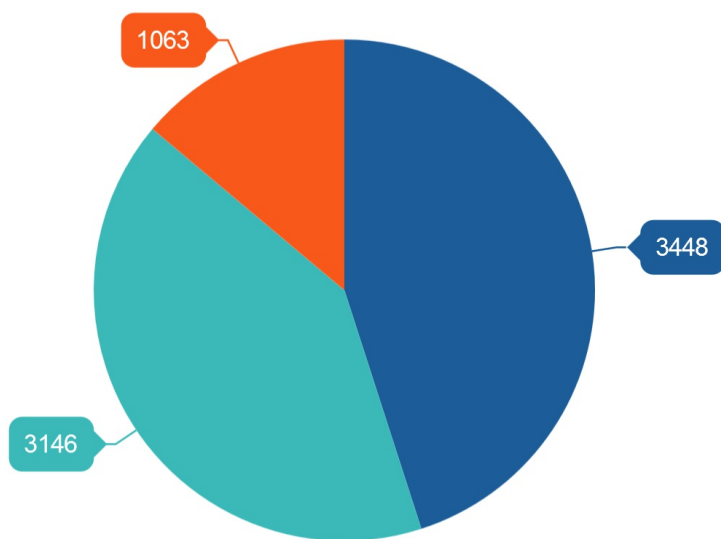


English-speaking seniors are more likely to have university certification at the bachelor level or above (18%) than French-speakers aged 65+ in the RTS de l'Estrie-CHUS (11.1%).



Income

Income Levels Among English-speaking Seniors (65+): CLSC Territories within the RTS de l'Estrie-CHUS, 2011



■ Under \$20,000 or no income (45.03%) ■ \$20,000 to \$49,999 (41.09%)
■ \$50,000 and over (13.88%)



There were 192 English-speaking seniors living below LICO in 2011 (2.5% of the English-speaking population); this is lower than the proportion reported for the French-speaking population (3.9%).



Definitions and Measures

Réseau Territorial de Services (RTS): Territorial integration of health and social services is supported through area networks (RTS) designed to ensure both proximity and continuity of services. Integrated health and social services centres or integrated university health and social services centres (integrated centre) are responsible for ensuring the development and proper functioning of all local health and social service networks that operate within its territorial service network. Any given RTS may include more than one RLS that uses identical categories and partners at the local level (MSSS, Gouvernement du Québec, 2015).

First Official Language Spoken (FOLS): The definitions of first official language spoken and official language minority are outlined in the Official Languages (Communications with and Services to the Public) Regulations issued pursuant to the Official Languages Act (1988). The official language minority is English in Quebec and French in all other provinces and territories. First Official Language Spoken is derived from the census questions on knowledge of official languages, mother tongue and home language. Multiple responses are distributed equally among declared languages.

Generation Index and Gender Index: These indexes compare the values for main generational and gender groups compared to the total English-speaking population. A generational index higher than 1.00 means that the age group is more likely to display the characteristic being studied than is the overall English-speaking population. A gender index higher than 1.00 means that females are more likely to display the characteristic being studied than the males in the English-speaking population. Values less than 1.00 means that the age group or females as the case may be are less likely to display the characteristic.

Minority-Majority Index: This index compares the value for the English-speaking population of a given region with that of the French-speaking population which shares the territory. A value greater than 1.00 means that the characteristic being measured is more likely to be reported by the minority English-speaking population while a value less than 1.00 means that it is less likely to be observed in the minority English-speaking population when compared to its Francophone majority.

National Household Survey Variables

Educational Attainment: Persons with low educational attainment are those with only a high school graduation certificate or less while those with high educational attainment are those with a university bachelor's degree or higher.

-Low Educational Attainment refers to high school certification or less.

-High Educational Attainment refers to a university certificate, diploma or degree at bachelor level or above.

Income: Persons with low income are those with individual income less than \$20k while those with high income reported \$50k or more. This includes income from all sources.

LICO: the Low income cut-off category uses the income levels of a given family and considers how large a share of its income is spent on necessities such as food, shelter and clothing. If the amount a family spends is 20% higher than an average family in a year, it falls into the low income cut-off category. People who live below income cut-offs may be said to live in "straitened circumstances." (Human Resources and Skills Development Canada, August 2009.)

Abbreviations

CISSS: integrated health and social services centre

CIUSSS: integrated university health and social services centre

CLSC: local community service centre

RLS: local health and social services network

RSS: région sociosanitaire or health region (Quebec is divided into 18 health regions; Estrie is region 05)

No part of this document may be duplicated or reproduced without permission in writing by Townshippers' Association.

To request copies of this document contact:

Townshippers' Association
100-257 Queen St.
Sherbrooke, QC J1M 1K7

E-mail: ta@townshippers.org

Townshippers.org

Copyright © 2016 by Townshippers' Association. All rights reserved.

Canada 

