

**SOCIO-DEMOGRAPHIC PROFILE
OF THE ENGLISH-SPEAKING
COMMUNITY
OF THE HISTORICAL EASTERN
TOWNSHIPS**

2016 Census of Canada



Socio-Demographic Profile
of the English-speaking Community
of the Historical Eastern Townships,
2016 Census of Canada

Statistical analysis: JPocock Research Consulting

Edited by: Rachel Hunting

Layout and design: Agatha Veale

Translation: Townshippers' Association

Published by: Townshippers' Association

Printed in Canada

Text in English and French on inverted pages.

ISBN 978-1-926439-03-7



No part of this document may be duplicated or reproduced without written permission from Townshippers' Association.

To request copies of this document contact:

Townshippers' Association

E-mail: ta@townshippers.org

www.Townshippers.org

Copyright © 2018 by Townshippers' Association. All rights reserved.

ACKNOWLEDGEMENTS

Analysis of the data made available to Townshippers' Association by Dr. Joanne Pocock, research consultant for the Community Health and Social Services Network (CHSSN) as part of *the Relier les jeunes d'expression anglaise à l'offre provinciale des services d'employabilité et de ressources en matière d'emploi initiative*.

The Association gratefully acknowledges the financial support of the CHSSN and the Secrétariat à la Jeunesse du Québec, through the *2030 Quebec Youth Policy -Working Together for Current and Future Generations*.

TABLE OF CONTENTS

Introduction	5
Methodological considerations	6
Proportion of English-speaking Population by CLSC Territory	7
Size of English-speaking Population by CLSC Territory	8
Proportion of Children (0-14 years) by CLSC Territory.....	9
Proportion of Seniors (65 years and over) by CLSC Territory.....	10
Proportion with Low Educational Attainment by CLSC Territory.....	11
Proportion with High Educational Attainment by CLSC Territory	12
Incidence of Low Income (less than \$20k) by CLSC Territory	13
Incidence of High Income (more than \$50k) by CLSC Territory	14
Population by Age Structure.....	15
Low Educational Attainment by Language Group	16
High Educational Attainment by Language Group	17
Income less than \$20,000 by Language Group.....	18
Income greater than \$50,000 by Language Group.....	19
Unemployment by Language Group.....	20
References.....	21
Appendix A	22

INTRODUCTION

This document portrays selected demographic and socio-economic characteristics of the English-speaking communities in the Historical Eastern Townships (HET) including their size and weight, age structure, educational attainment, labour force activity, and income. It is designed to provide Townshippers' Association personnel, community stakeholders, public officials, and the public at large with a concise and current description of the English-speaking communities in the HET.

Founded in 1979 to ensure the English-speaking community would remain visible despite a declining population, Townshippers' Association is a non-profit, non-partisan community organization focused on promoting and supporting the interests of the English-speaking minority language community in the Historical Eastern Townships region of Quebec.

The Association's mission is three-fold: Promote the interests of the English-speaking community in the Historical Eastern Townships; strengthen the cultural identity of this community; encourage the full participation of the English-speaking population in the community at large.

Active in the fields of heritage and culture, community development, health and social services and youth retention, Townshippers' Association's input is regularly sought at the municipal, provincial, and federal levels as well as by other decision-making bodies on a variety of issues that touch on the vitality of Quebec's English-speaking communities.

METHODOLOGICAL CONSIDERATIONS

Historical Eastern Townships

There are limitations to be faced in creating a socio-demographic portrait of the Historical Eastern Townships because the HET contains the whole of the Estrie and parts of the Centre-du-Québec, Chaudière-Appalaches, and Montérégie administrative regions. For the purposes of this document, a proxy for the area covered by Townshippers' Association was created using the CLSC territories that fall entirely within the HET boundaries (see Appendix A). The drawback to this approach is that the numbers are slightly under-estimated as those municipalities in territories that are not entirely within the HET have been excluded.

Data Source

JPocock Research Consulting, 2016 Census, Statistics Canada. Population in private households - 25% sample.


Linguistic Definitions

There are numerous linguistic definitions that are used to identify the English-speaking population in Québec. The choice of linguistic indicator depends largely on the issue being examined. This profile uses the First Official Language Spoken (FOLS) linguistic concept. Multiple responses are divided equally among English-speaking and French-speaking groups.

There are **1,097,925** individuals living in Québec whose first official language is English. This compares to **1,058,248** in 2011.

Quebec's English-speaking communities comprise **13.9%** of Québec's population.

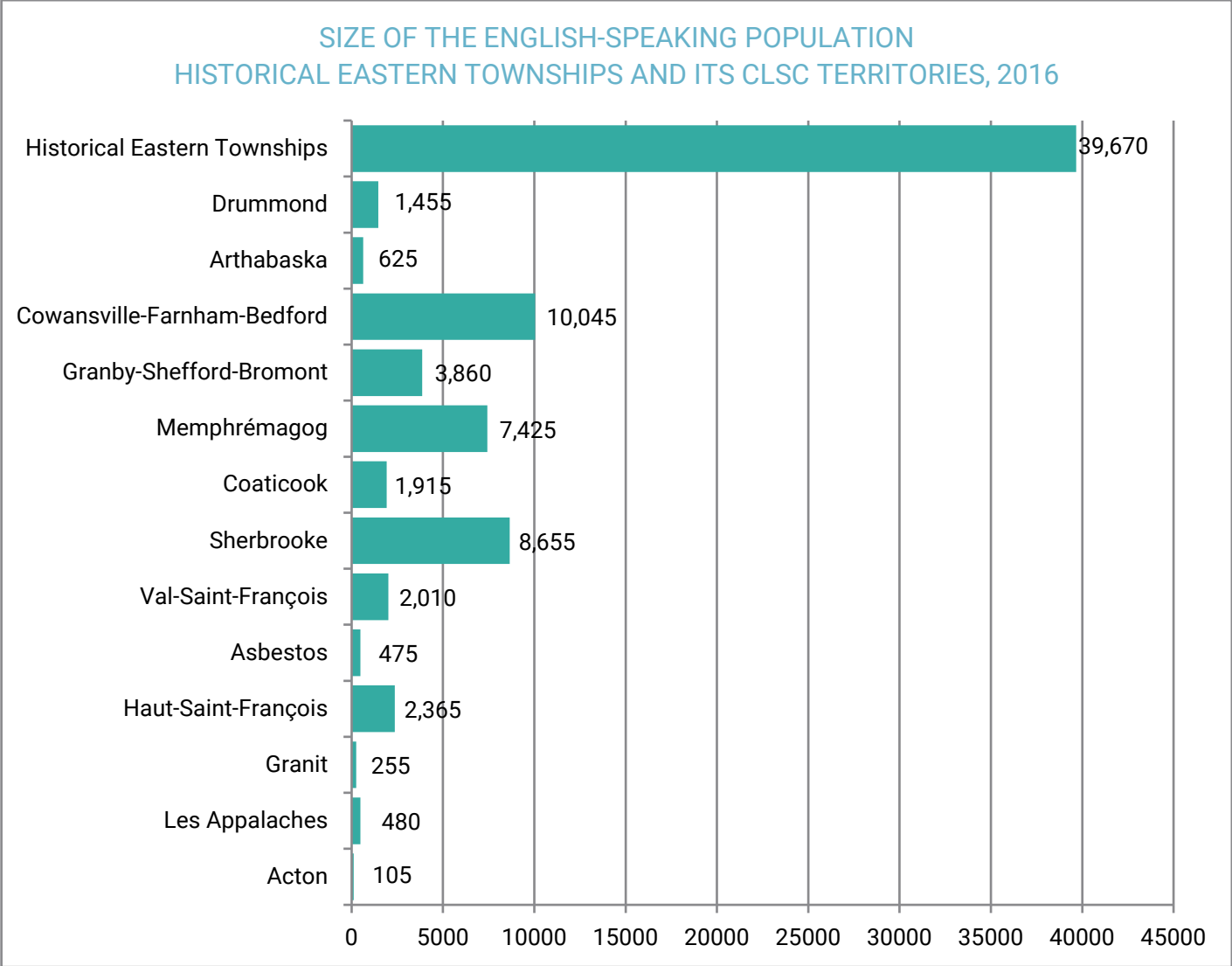
The English-speaking community of the Historical Eastern Townships is comprised of **39,670** individuals and accounts for **3.6%** of the English-speaking population across Québec.



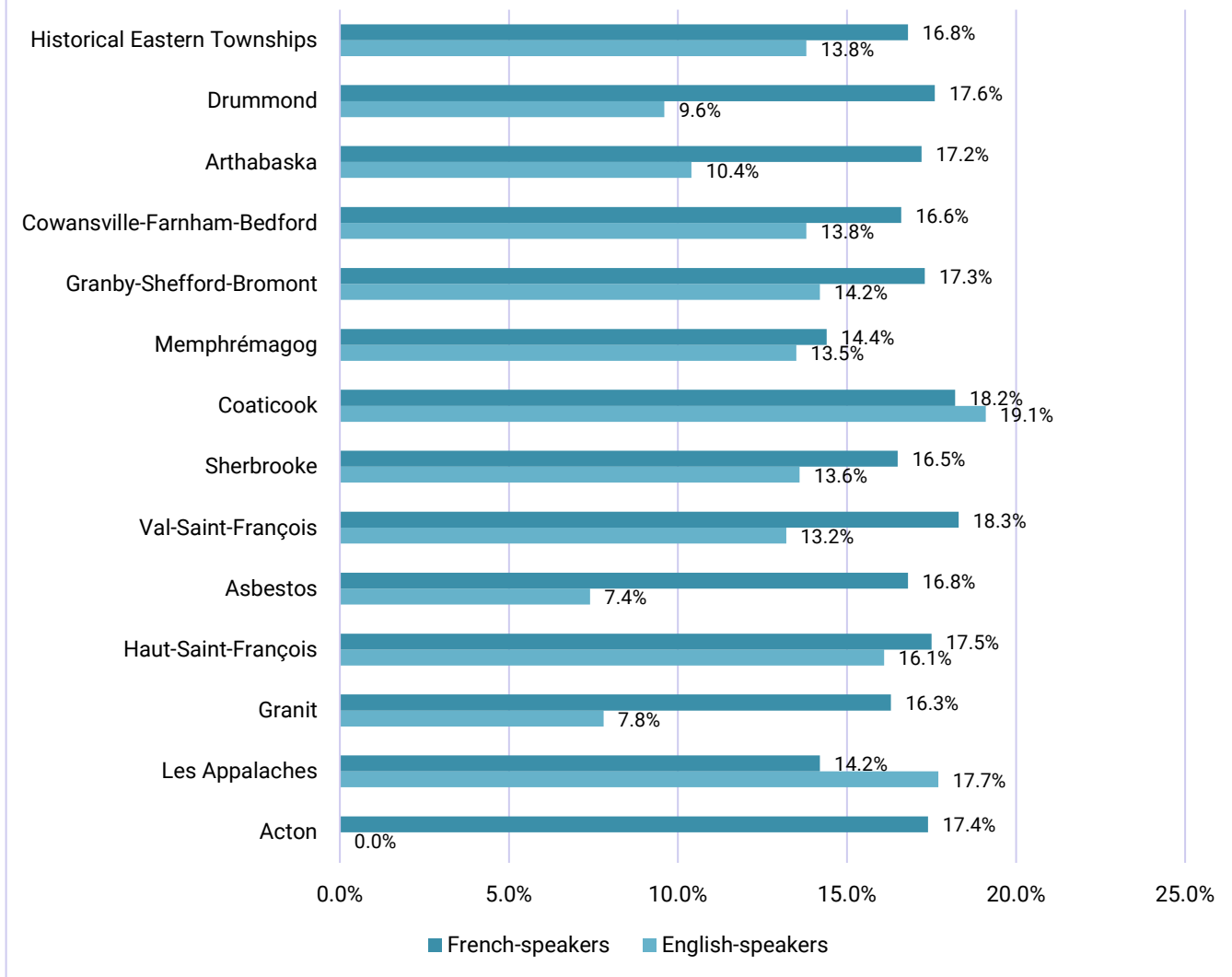
The Historical Eastern Townships' English-speaking communities vary widely according to their size and weight demographically.

While the majority of English-speakers reside in the **Cowansville-Farnham-Bedford**, **Sherbrooke** and **Memphrémagog** territories there are still considerable numbers and regional proportions across the rest of the area.

The English-speaking population represents **5.8%** of the total population in the Historical Eastern Townships.



**PROPORTION OF CHILDREN (0-14)
IN THE ENGLISH-SPEAKING AND FRENCH-SPEAKING POPULATIONS
HISTORICAL EASTERN TOWNSHIPS AND ITS CLSC TERRITORIES, 2016**

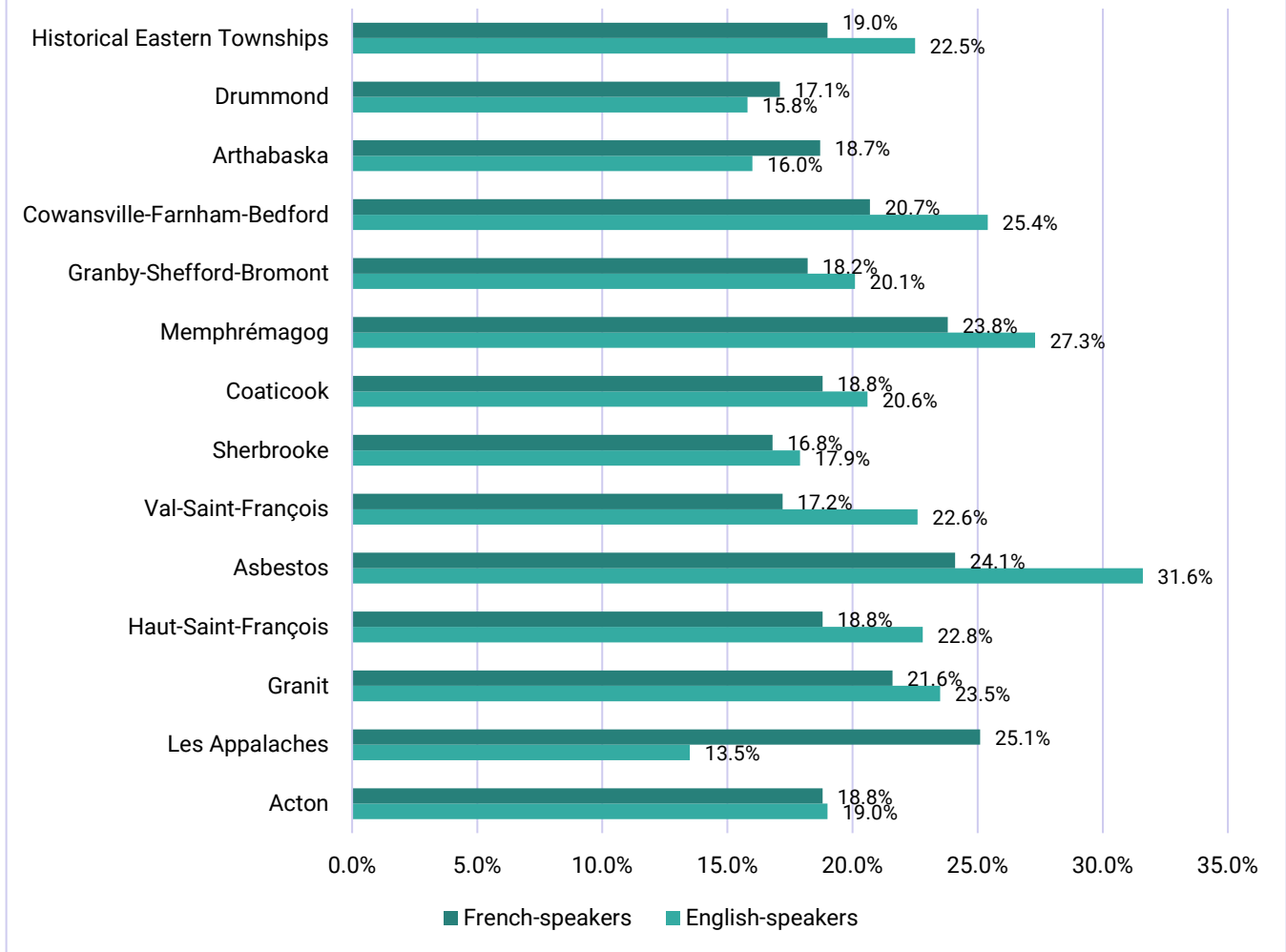


When provincial figures are compared, English-speaking populations have a slightly lower proportion of youth 0-14 years of age (**13.8%** vs **16.7%** respectively).

Regionally, the proportion of children ranges from a low of **0%** in Acton to a high of **19.1%** in Coaticook.

In the Historical Eastern Townships, children aged 0-14 represent **13.8%** of the English-speaking population.

PROPORTION OF SENIORS (65 AND OVER)
IN THE ENGLISH-SPEAKING AND FRENCH-SPEAKING POPULATIONS
HISTORICAL EASTERN TOWNSHIPS AND ITS CLSC TERRITORIES, 2016



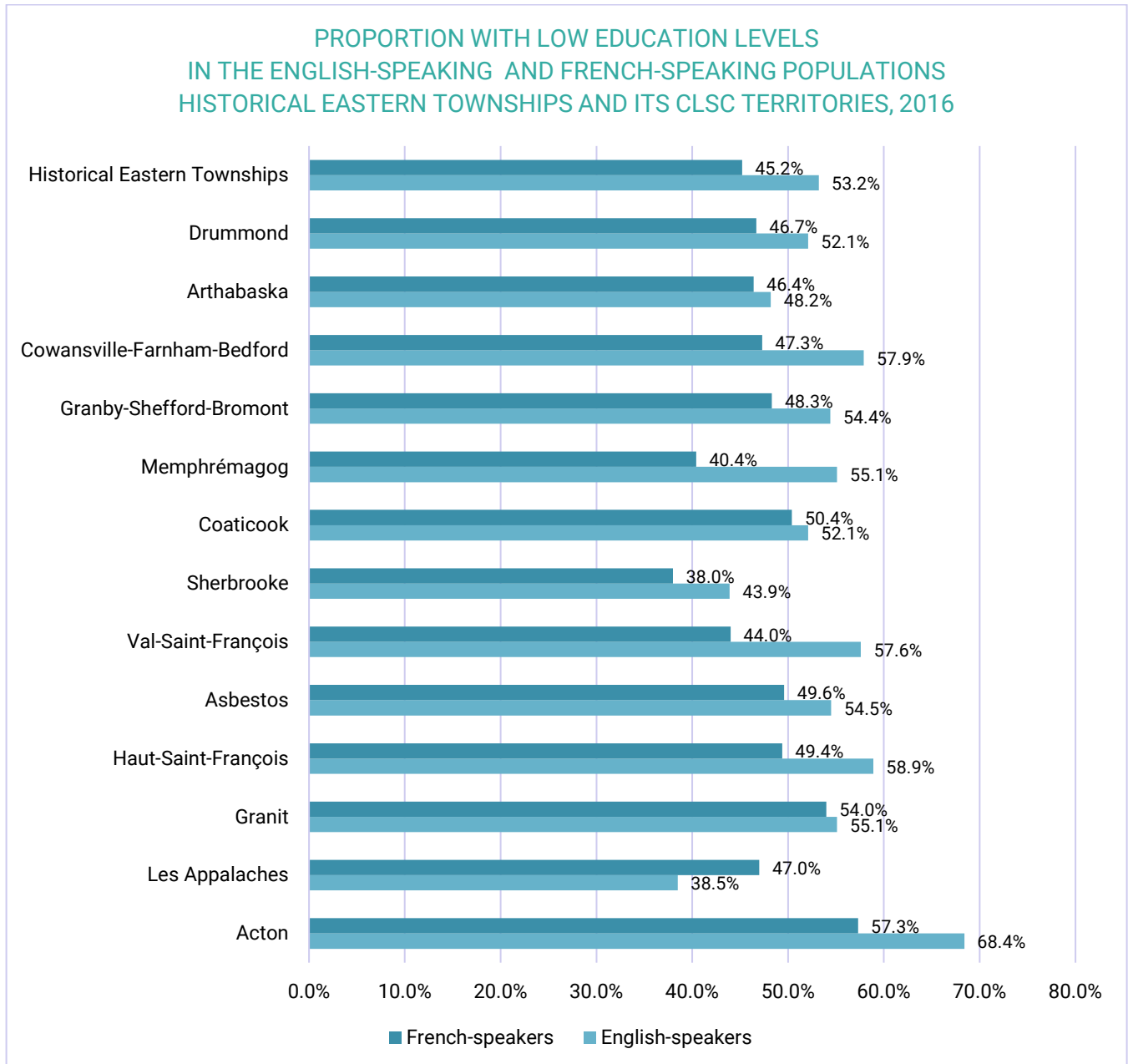
In the Historical Eastern Townships, seniors make up **22.5%** of the English-speaking population; when combined with individuals aged 45 – 64, that proportion jumps to **52.6%**.

Regionally, the proportion of seniors ranges from a low of **13.5%** in Les Appalaches to a high of **31.6%** in Asbestos.

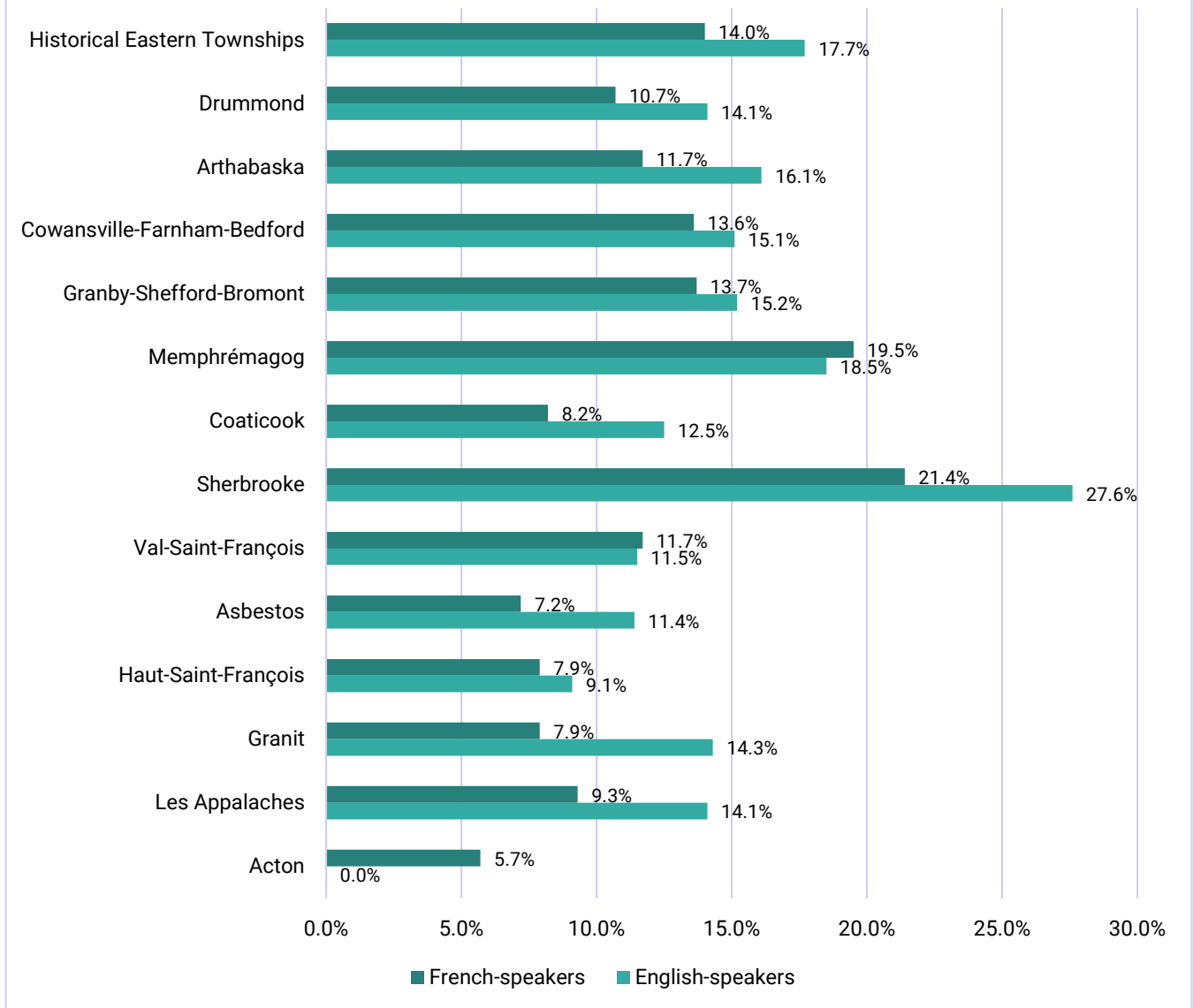
Provincially, seniors make up **14.5%** of the English-speaking population; the proportion of seniors residing in the Historical Eastern Townships surpasses the provincial average in 13 of 14 CLSC territories.

53.2% of English-speakers residing in the Historical Eastern Townships had a high school diploma or less in 2016 compared to **45.2%** of the French-speaking population in the region.

Regionally, only **12.9%** of the English-speaking population held an apprenticeship, trades certificate or diploma in 2016 compared to **20.8%** of their French-speaking counterparts.



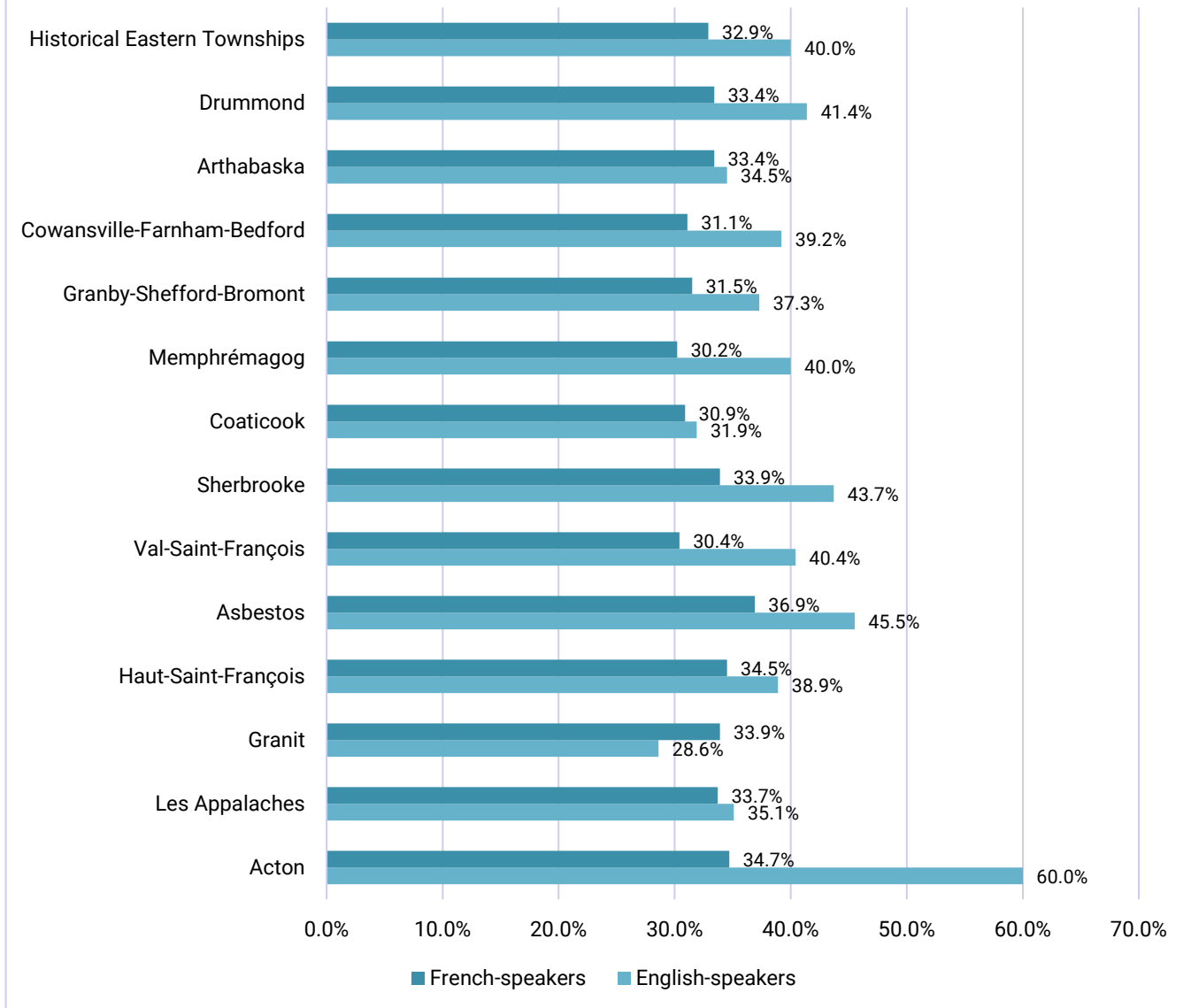
PROPORTION WITH HIGH EDUCATION LEVELS
IN THE ENGLISH-SPEAKING AND FRENCH-SPEAKING POPULATIONS
HISTORICAL EASTERN TOWNSHIPS AND ITS CLSC TERRITORIES, 2016



17.7% of English-speakers residing in the Historical Eastern Townships had a University certificate, diploma or degree at the bachelor level or above in 2016 compared to **14%** of the French-speaking population in the region.

Regionally, despite showing higher levels of higher education, only **18.9%** of the English-speaking population earned an annual salary of \$50,000 or more in 2016 compared to **23.5%** of their French-speaking counterparts.

PROPORTION WITH LOW INCOME (< \$20K)
IN THE ENGLISH-SPEAKING AND FRENCH-SPEAKING POPULATIONS
HISTORICAL EASTERN TOWNSHIPS AND ITS CLSC TERRITORIES, 2016

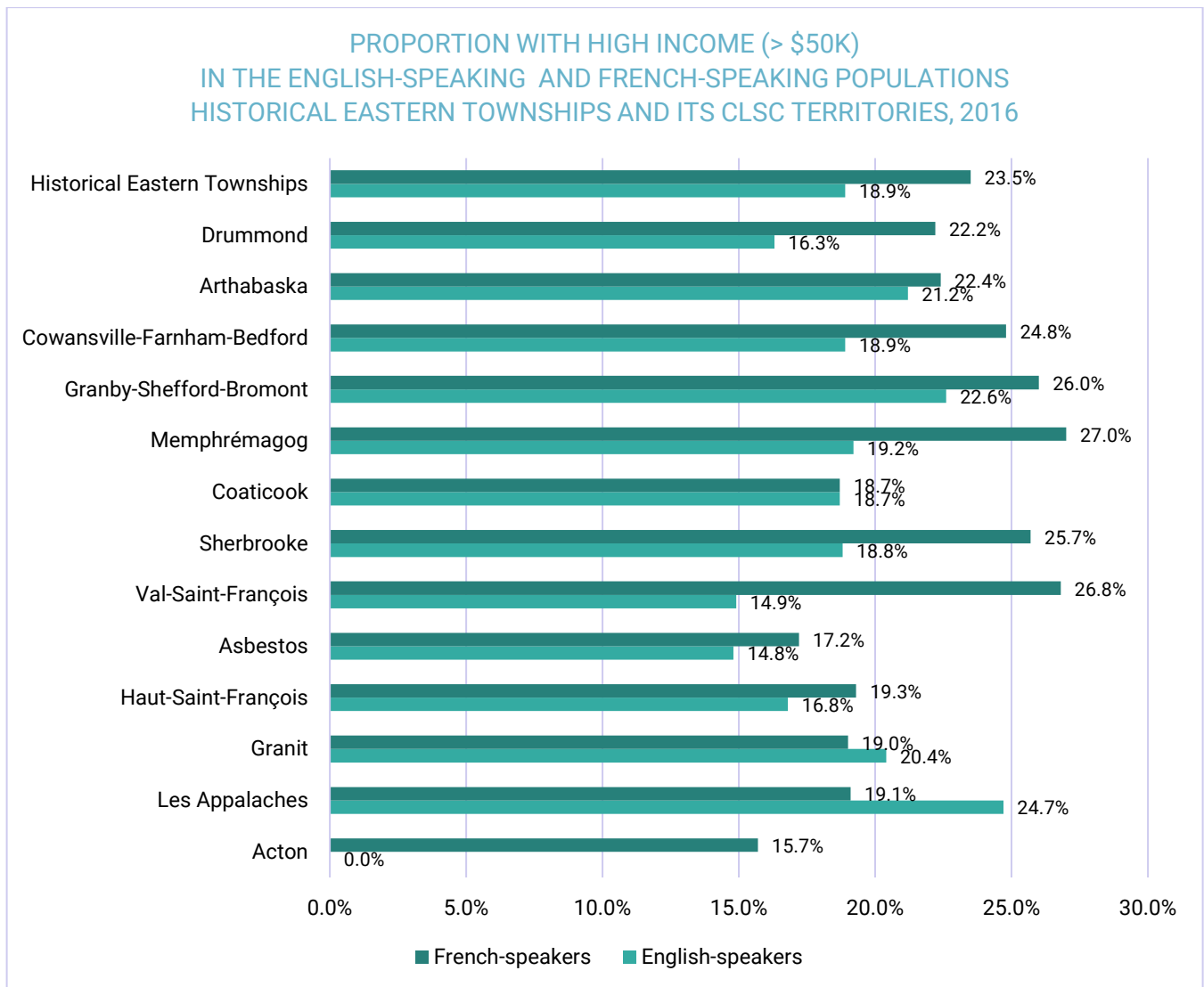


More English-speaking individuals residing in the Historical Eastern Townships (**40%**) earn less than \$20,000 annually than French-speakers (**32.9%**) who call the region home.

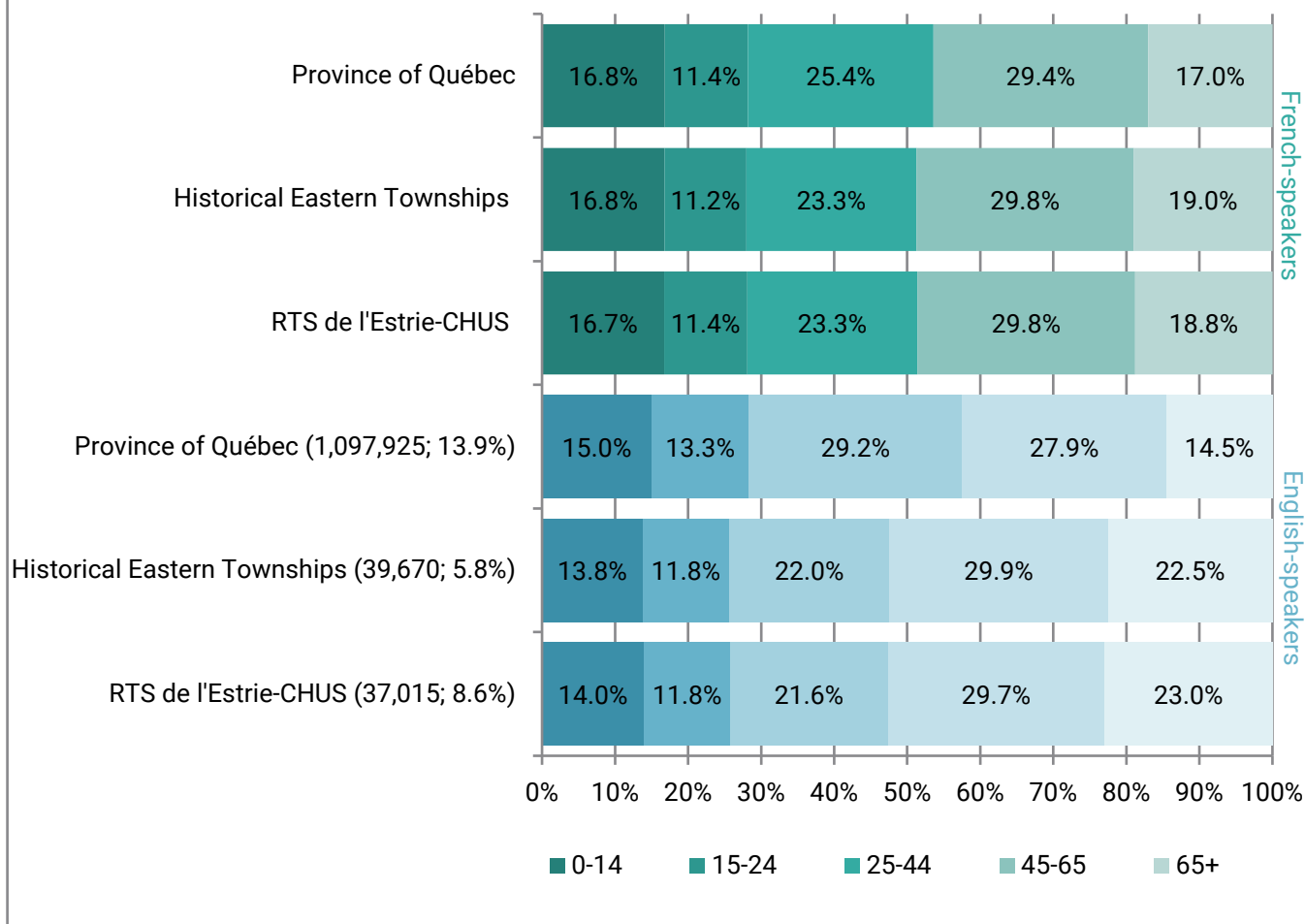
Regionally, members of the English-speaking population earning between \$20,000 and \$49,999 annually was lower than their French-speaking counterparts (**41%** and **43.6%** respectively).

English-speakers living in Les Appalaches and Granit are the only individuals in the Historical Eastern Townships earning \$50,000 at a higher proportion than their French-speaking counterparts (**24.7%** and **20.4%** respectively); Coaticook’s English and French-speaking populations show the same percentage of individuals earning a higher income at **18.7%**.

Provincially, **26.3%** of Québec’s English-speaking community earns \$50,000 or more annually, just under their French-speaking counterparts at **28.6%**; English-speakers living in the HET fall well below the provincial averages for both language communities in this category of earning (**18.9%**).



AGE STRUCTURE OF THE ENGLISH-SPEAKING AND FRENCH-SPEAKING POPULATIONS OF THE PROVINCE OF QUEBEC, HISTORICAL EASTERN TOWNSHIPS AND RTS DE L'ESTRIE-CHUS, 2016



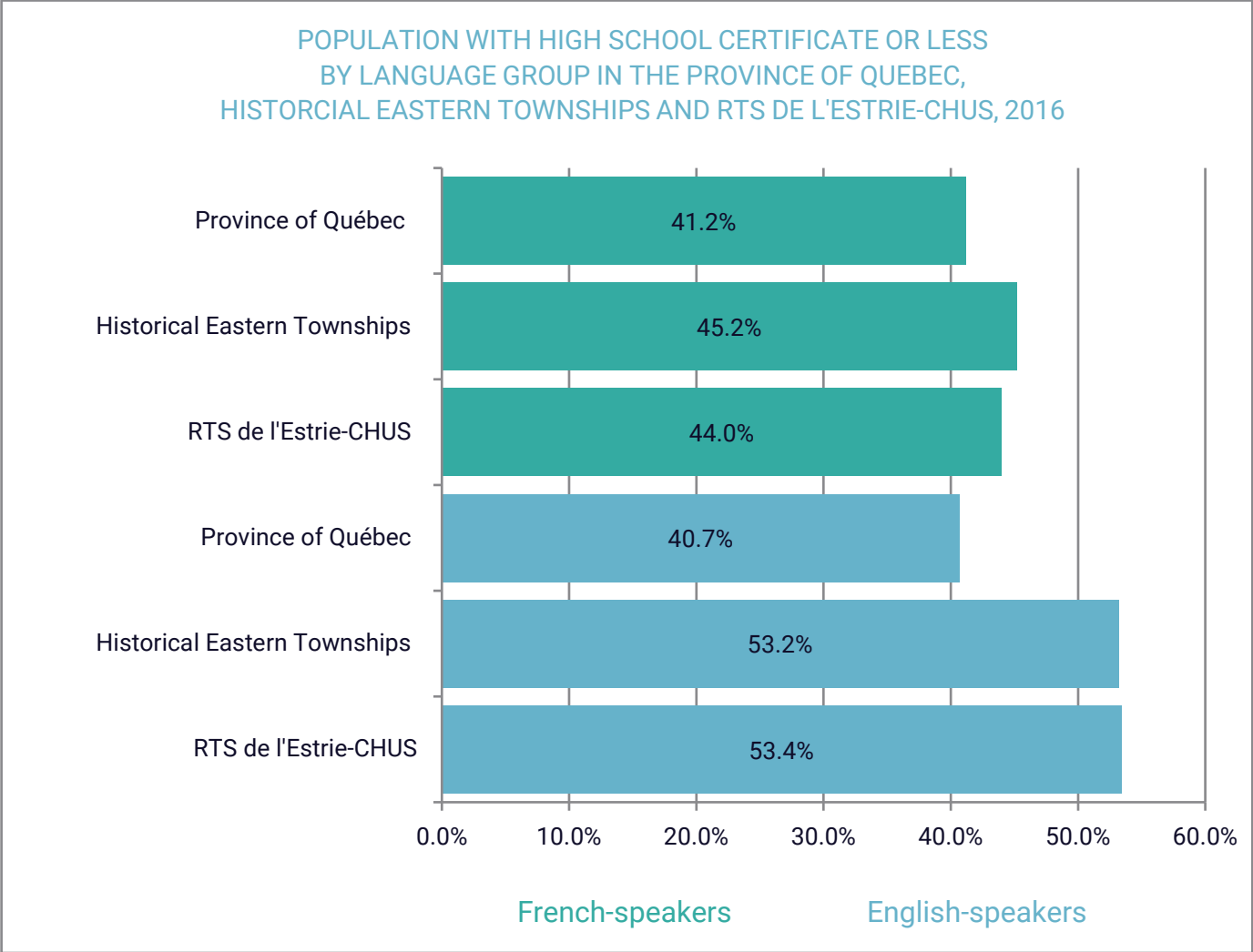
In the Historical Eastern Townships, children aged 0-14 form a smaller proportion of the English-speaking community than in the French-speaking community. Seniors form a much larger portion of the English-speaking group.

There is a larger proportion of seniors in the English-speaking RTS de l'Estrie-CHUS population (**23%**) compared with that of the French-speaking population in the same territory (**18.8%**).

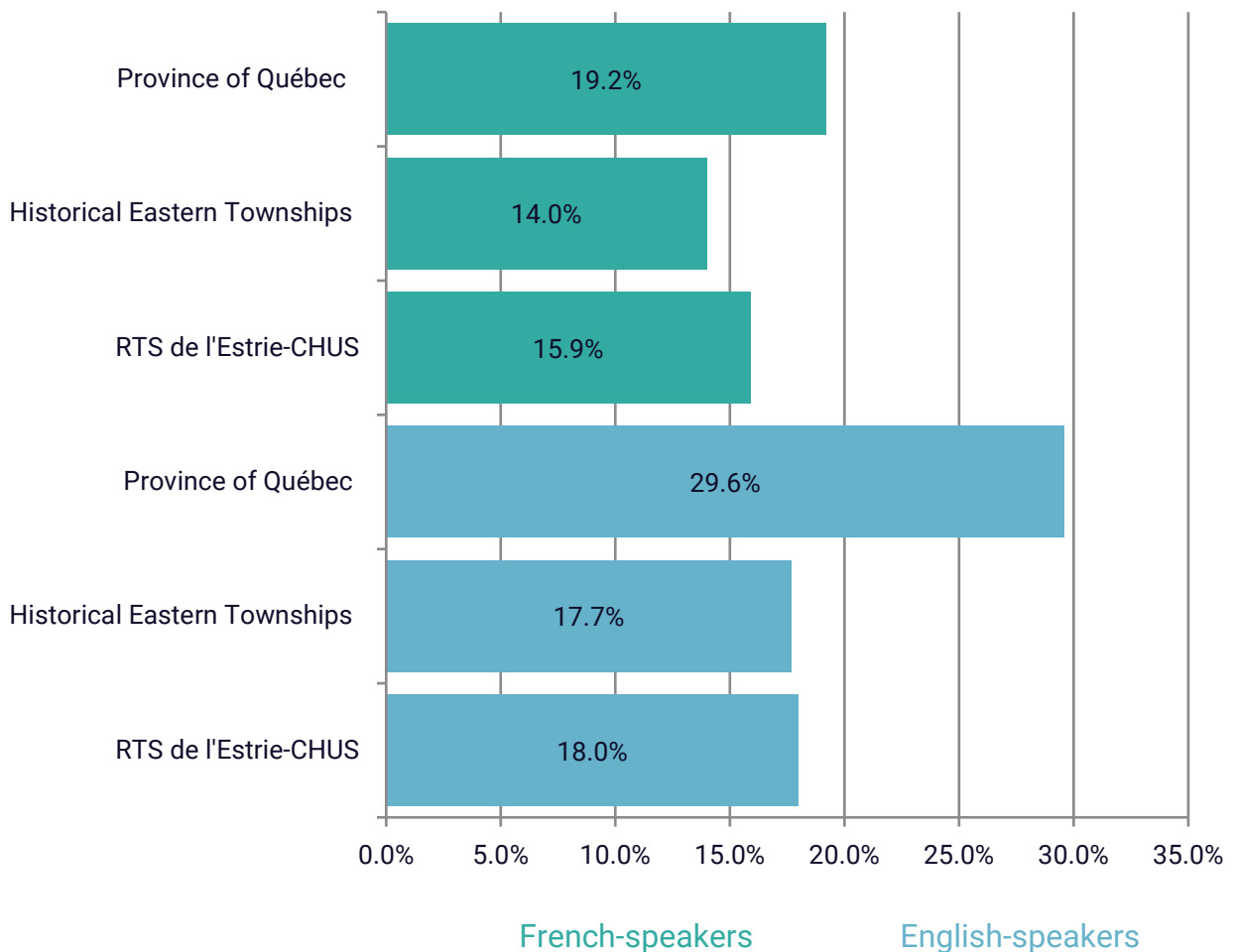
At the provincial level, English-speakers and French-speakers in Québec display a similar tendency to have low levels of education (**40.7%** and **41.2%** respectively).

The proportion of English-speakers living in the HET who show low levels of education is much higher than the provincial figure for both language communities (**53.2%**).

In the RTS de l'Estrie-CHUS, English-speakers display a higher tendency to have low levels of education



POPULATION WITH UNIVERSITY B.A. OR HIGHER
BY LANGUAGE GROUP IN THE PROVINCE OF QUÉBEC,
HISTORICAL EASTERN TOWNSHIPS AND RSS DE L'ESTRIE, 2016

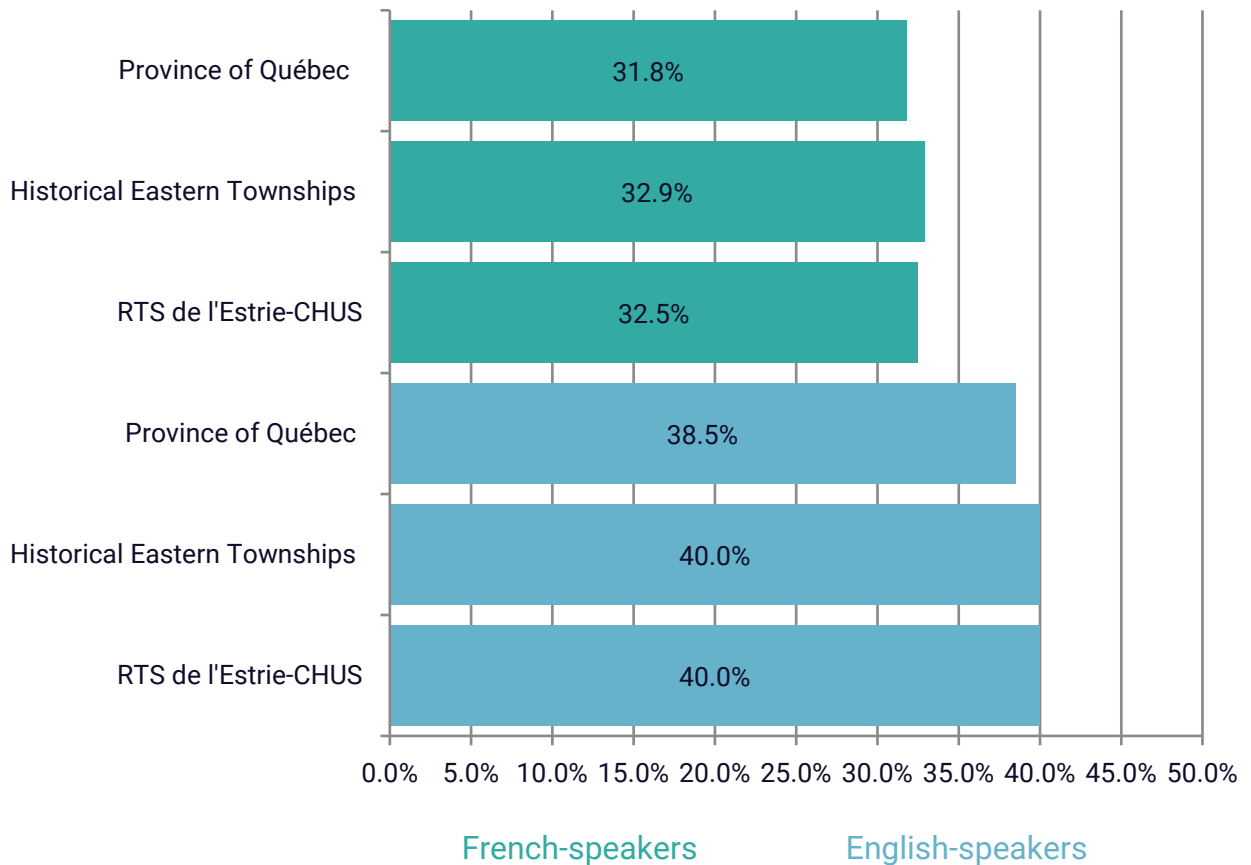


At the provincial level, English-speakers show much higher levels of higher education than their French-speaking counterparts (**29.6%** vs **19.2%** respectively).

The proportion of English-speakers living in the HET who show higher levels of education is lower than the provincial figure for both language communities (**17.7%**) but higher than the proportion of French-speakers in the region (**14%**).

In the RTS de l'Estrie-CHUS, English-speakers are more likely to have a university degree or higher than French-speakers.

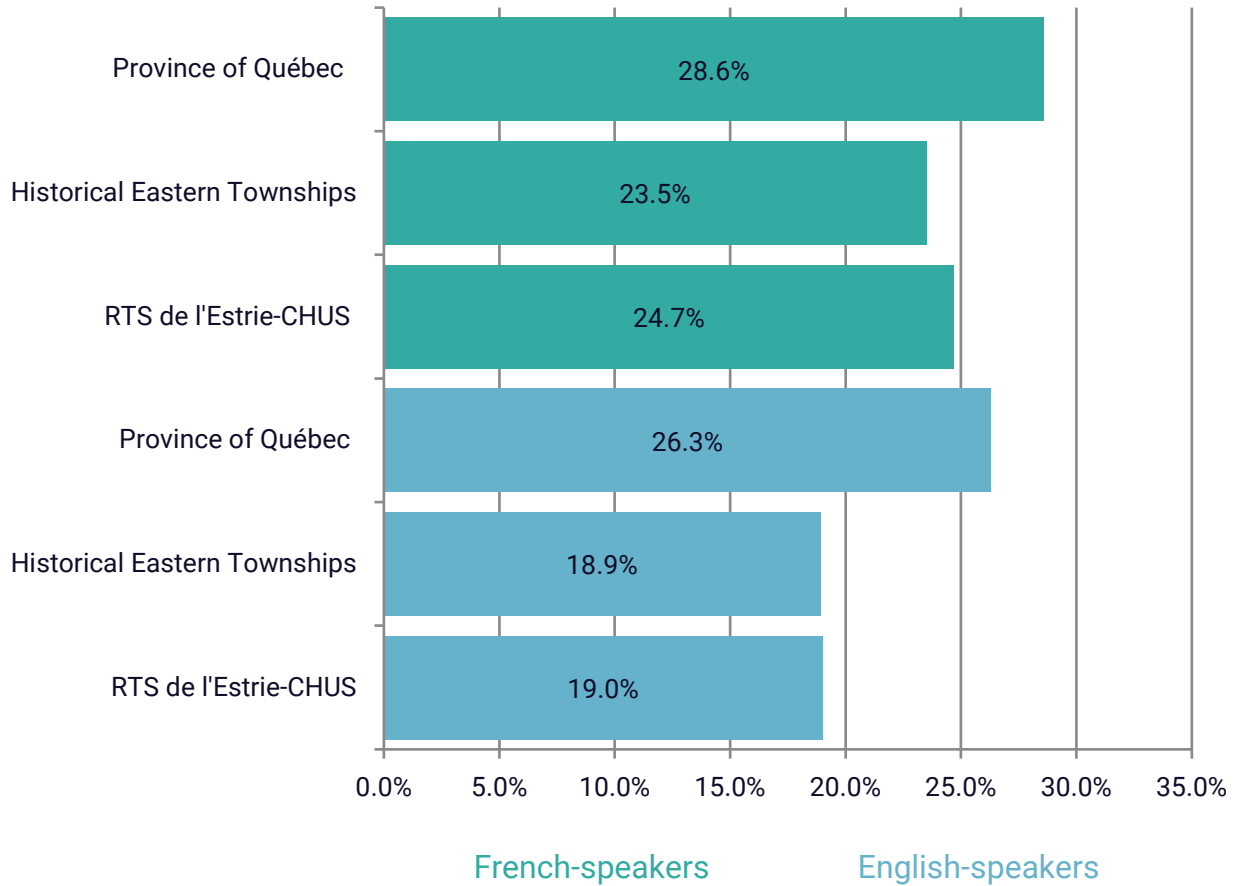
POPULATION WITH LOW INCOME (0 - < \$20K)
 BY LANGUAGE GROUP IN THE PROVINCE OF QUÉBEC,
 HISTORICAL EASTERN TOWNSHIPS AND RTS DE L'ESTRIE-CHUS, 2016



In the Historical Eastern Townships, the tendency to have low income in 2016 was higher among English-speakers (**40%**) compared to French-speakers (**32.9%**); the RTS de l'Estrie-CHUS territory shows similar figures for both language communities.

Provincially, Québec's English-speaking community showed a higher tendency of low income in 2016.

POPULATION WITH HIGH INCOME (> \$50K)
 BY LANGUAGE GROUP IN THE PROVINCE OF QUÉBEC,
 HISTORICAL EASTERN TOWNSHIPS AND RTS DE L'ESTRIE-CHUS, 2016

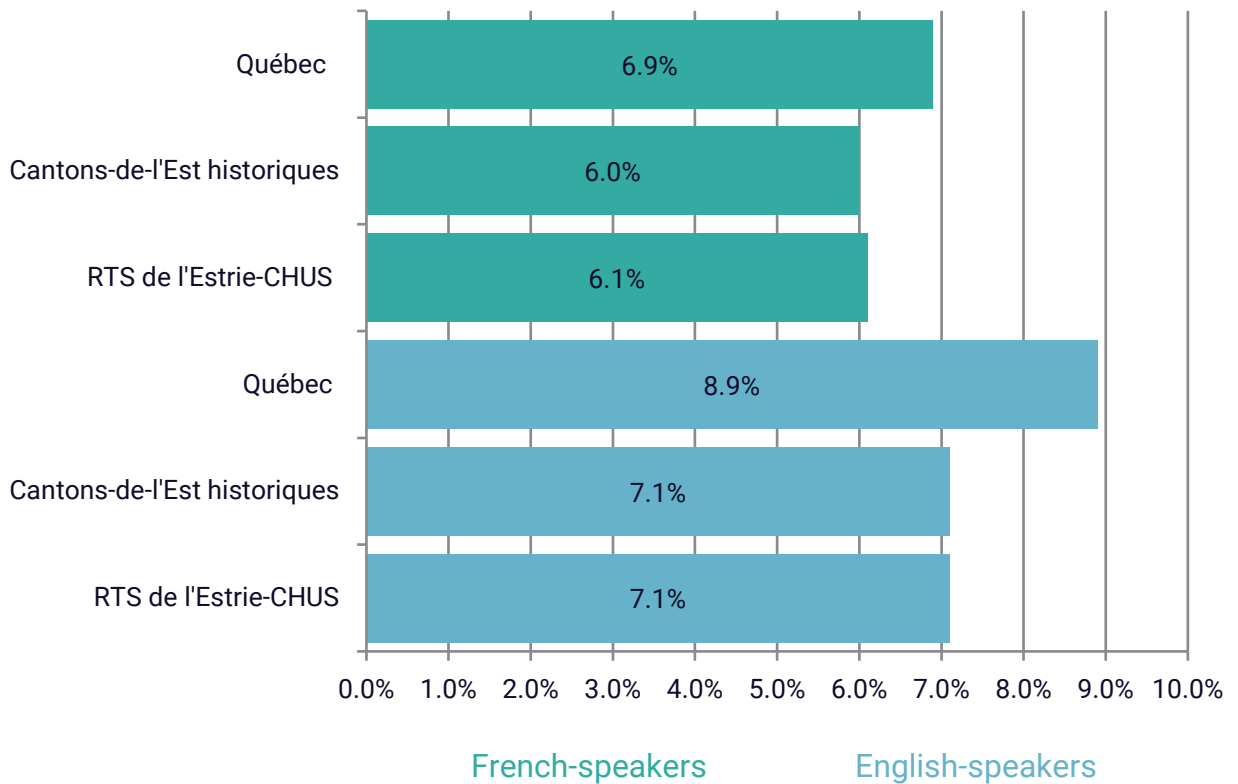


In the province of Québec, the tendency to have high income in 2016 was higher for both language groups than for those living in the Historical Eastern Townships.

English-speakers in the Historical Eastern Townships were less likely to earn a higher income than their French-speaking counterparts.

English-speakers in the RTS de l'Estrie-CHUS were less likely to earn a higher income than their French-speaking counterparts.

UNEMPLOYMENT BY LANGUAGE GROUP IN THE PROVINCE OF QUÉBEC,
HISTORICAL EASTERN TOWNSHIPS AND RTS DE L'ESTRIE-CHUS, 2016



In the province of Québec, the tendency to be unemployed in 2016 was higher for both language groups than for those living in the Historical Eastern Townships.

English-speakers in the Historical Eastern Townships were more likely to be unemployed than their French-speaking counterparts.

English-speakers in the RTS de l'Estrie-CHUS were more likely to be unemployed than their French-speaking counterparts.

REFERENCES

JPocock Research Consulting, 2016 Census, Statistics Canada. Population in private homes—sample of 25%. Prepared for Townshippers' Association, April 2018.

Statistics Canada. 2016. *Census of Canada*. Ottawa, Statistics Canada.

ENGLISH-SPEAKING COMMUNITY

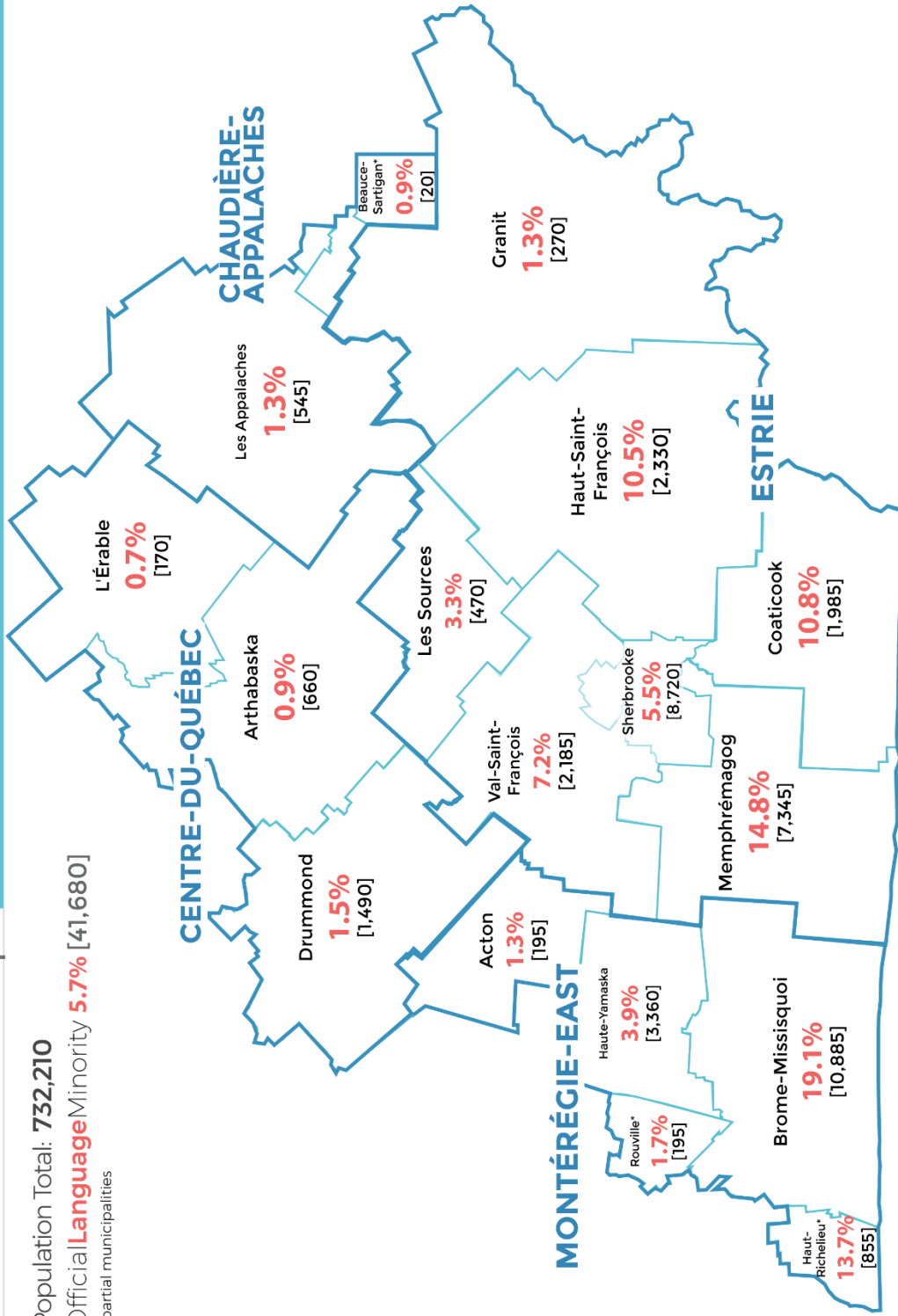
Historical Eastern Townships



Population Total: **732,210**

Official **Language** Minority **5.7%** [41,680]

* partial municipalities



Source: Statistics Canada, 2017. Profile of Census Divisions and Subdivisions in Quebec. Census Profile, 2016 Census. Statistics Canada Catalogue no. 98-316-X2016001. Ottawa.